

Dear Parents and Carers,



There may be times when unavoidable appointments take place in school time, such as the need to visit the hospital. If you can let us know in advance, that would be super. To do so is easy - just email office@walkwoodms.worcs.sch.uk or, there is the option to inform of an absence using the 'Contact' tab on the website.

In my calendar this week was a meeting with our local neighbourhood Police, PC Jamie Campbell, along with our local Councillor, Jo Beecham. The matter at hand was the road use in and around the school. PC Campbell left a leaflet with us which I share inside. The same afternoon, there were pupils waiting on the pavement to use the zebra crossing at the end of school. I go onto the crossing so cars can stop. Unfortunately, a vehicle did not stop, even with me in a hi-viz jacket. Thankfully, I had not yet invited pupils to start crossing. Another, near miss: it would have been me injured rather than any pupils.



Be strong and courageous. Do not be afraid; do not be discouraged, for the Lord your God will be with you wherever you go.

Joshua 1:9



Within the media, there have been some issues around the correct application of privacy settings. As part of our continued membership of National Online Safety, we offer some advice within this issue.

As we progress into the second half of the summer term, there may be further bouts of warm weather. We encourage pupils to make use of our water dispensers by filling up their water bottles (best to name them in case they get lost—and all too many do!). Avoiding guzzling water is something that pupils gradually learn, in time, and we ask that water bottles are placed under pupils' seats in our classrooms to avoid 'over-watering' which then results in numerous requests for visits to the toilet!



Rev. C. Leach, Principal

Ps: Given the temperatures expected(!) next week, school jumpers will continue to be optional.

A prayer in the form of
Celtic Christianity

Dear Lord

I am giving Thee love with my
whole devotion,
I am giving Thee kneeling with
my whole desire,
I am giving Thee love with my
whole heart
I am giving Thee my soul, O
God of all Gods.

Amen

This week's theme was:
Celtic Christianity

Everyone on this earth will re-
member you, Lord. People all
over the world will turn and wor-
ship you.
Psalm 22:27

Whole School Attendance

93.46%

Whole School Target

95.6%



For the week ahead



The Fruit of Faith is:	Honour	Be devoted to one another with mutual love, showing eagerness in honouring one another. <i>Romans 12:10</i>
The assembly theme:	Holy Spirit	The Helper, the Holy Spirit, whom the Father will send in my name, will teach you everything and make you remember all that I have told you. <i>John 14:26</i>

We ask for your thoughts and prayers in the week ahead for:

The weekend	The world leaders at the G7 summit in Cornwall	Monday	Safety of the pupils throughout this week
Tuesday	The Commonwealth of Nations	Wednesday	People taking care while enjoying the pleasant weather
Thursday	Police and road traffic services	Friday	Those suffering from the coronavirus

Picture of the Week



Tiny seeds are floating in water. There are also water droplets balanced on the top of the seeds.

The 'skin' on water is known as the meniscus. It is where more water molecules are gathered together.

Keeping children safe

The following information concerns how we continue to ensure that pupils are cared for within our school:

Early help: <https://www.walkwoodms.worcs.sch.uk/Content/files/19c6-Early%20Help%20Offer.pdf>

E-safety: <https://www.walkwoodms.worcs.sch.uk/E-Safety>

Anti-bullying: <https://www.walkwoodms.worcs.sch.uk/Content/files/f2c9-Anti-bullying%20Policy.pdf>

Attendance: <https://www.walkwoodms.worcs.sch.uk/Content/files/53d7-Attendance%202018.pdf>

Prevent: <https://www.walkwoodms.worcs.sch.uk/Content/files/25a5-Prevent%20Policy%202019.pdf>

Safeguarding: <https://www.walkwoodms.worcs.sch.uk/Safeguarding-and-Child-Protection>

<https://www.walkwoodms.worcs.sch.uk/Content/files/a297-Safeguarding%20Policy%202019.pdf>

Relationships and Sex Education: <https://www.walkwoodms.worcs.sch.uk/Content/files/9ca0-Relationships%20and%20Sex%20Education%20Policy%202019.pdf>



[Check if you or your child has coronavirus symptoms](#)

[Track and trace](#)

The main symptoms of coronavirus are:

- **a high temperature** – this means you feel hot to touch on your chest or back (you do not need to measure your temperature)
- **a new, continuous cough** – this means coughing a lot for more than an hour, or 3 or more coughing episodes in 24 hours (if you usually have a cough, it may be worse than usual)
- **a loss or change to your sense of smell or taste** – this means you've noticed you cannot smell or taste anything, or things smell or taste different to normal

Most people with coronavirus have at least 1 of these symptoms.

Word of the Week

This week's Word of the Week:

irascible

What word class is this word? Could it belong to more than one word class?

How many syllables does it have?

Write the dictionary definition(s) of this word, using your own words.

Are there any synonyms for the word?

Are there any antonyms for the word?

Write four sentences, each containing the word.

Challenge: vary the type of sentence each time: write one as a statement; one as a question; one as a command and one as an exclamation sentence.

For example, if the *Word of the Week* were joyous:

Statement: Xavier is feeling joyous this morning.

Question: Does that music sound joyous to you?

Command: Make yourself look a little more joyous.

Exclamation: What a joyous evening!

Show your tutor your notes on Word of the Week and receive a merit for answering the questions above!



Top Readers for 9th May 2021 - 9th June 2021

Congratulations to:

Top Girl

Molly Pym McGran (7E2) - who has read 740,237 words

Top Boy

Harley Wilson (7E3) - who has read 603,338 words

Well done - 3 merits will be awarded to you both.

Let's get Reading this Summer



Pupil Leadership Team 2021-2022



During the second week back after half term we will be launching applications for the new 'Pupil Leadership Team 2021-22'. This will be launched to current Year 7 pupils who wish to be a part of this team ready for the start of the new academic year in September. The aim of the 'PLT' is to empower pupils within our school community to become ambassadors for the school, taking on leadership roles and to be involved in the continuing development of the school.

Within the Year 7 ICT lessons, pupils will look at skills and qualities within different careers and then have the opportunity to apply for various roles within our pupil leadership team which include Head Boy and Head Girl, College Captains and Vice Captains, Prefects and Sports Council.

The week of the **14th June** pupils in year 7 can apply during their ICT lesson via a link provided for Microsoft Forms. They must complete separate forms for each role they wish to apply for and can apply for more than one. If pupils are away for the lesson, or need more time to apply, in next week's insider we will provide the links and pupils will also be emailed. Please make sure pupils identify their full name, college and tutor group and answer the questions with as much detail as they can.

Closing date is Monday, 21st June at 9am.

If you need any more information please see the school website for a list of job descriptions or pupils can come and see Miss Reeves.

Books Wanted



Do you have any books that your child no longer reads? Would you like to donate them to our school?

We would be happy to receive any books that would be suitable for 9 – 13 year olds. In particular the following titles would be very welcome due to their sheer popularity:

Diary of a Wimpy Kid

Dog Man

Tom Gates

Matt and Tom Oldfield - Football Heroes

Alex Rider

Books can be sent in with your child or you could leave them with our Reception team please; we will be happy to reward your child with a merit per book!

Many thanks

Mrs M Johnson (Head of English) and Mrs West (Librarian)

Music News



Year 5 Choir

It has been really exciting to have had our first choir rehearsal in over a year! The Year 5 singers made a fantastic sound together on Wednesday afternoon after overcoming their initial nervousness and working around the obligatory social-distancing. These are some genuine comments made by the pupils at the end of the rehearsal:

“I was thrilled to be able to sing because I was able to let go of my worries.”

“It was fun singing with other people.”

“It was really nice to hear the other voices.”

“It was nice to be able to sing without my brother telling me to shut up!”

“I enjoyed singing with my friends.”

“There was nobody judging you.”

“It was really enjoyable.”

“I thought it was so nice to be able to let my voice out.”

The children also really appreciated the supportive comments from members of staff who heard them singing and stopped to listen.


We are already looking forward to next week – well done Year 5!

Mrs C Griffiths




Year 7 Costume Club—Tie-Dyeing

The 6 girls got properly stuck in and produced 2 tie dyes they could use as part of their 'Under The Sea' themed costumes. The girls learnt about how to mix the dyes, dip the fabrics and a range of tying techniques. The tie dyes were sent home with further instructions (drying and washing process) and brought back in the following week.

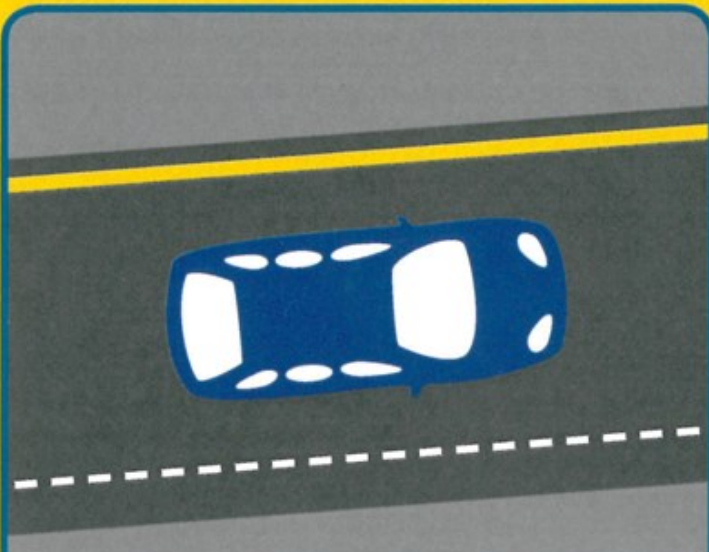


Think before you park!


Illegal and irresponsible parking can put lives in danger.
Remember the following:



No parking or waiting at any time.



Parking at restricted times
only.



Parking on footpaths/corners/junctions
creates a dangerous obstruction to
pedestrians and other drivers.

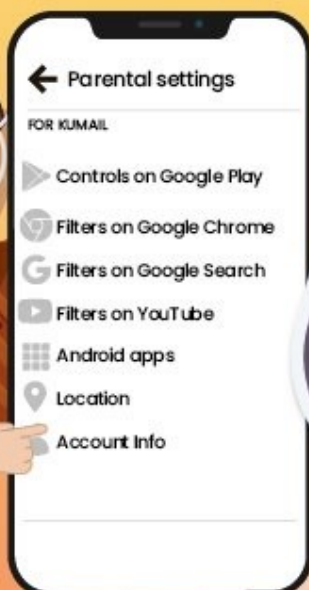
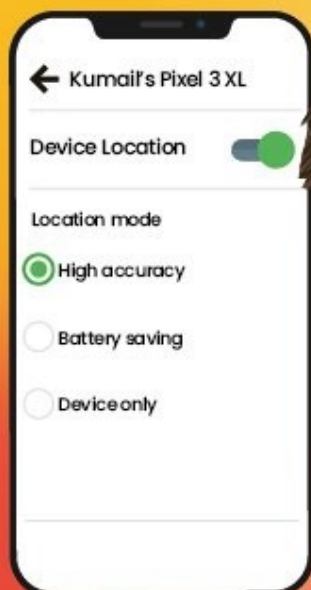
If you choose to ignore this advice you may be prosecuted.

The safety of pedestrians is far more important than finding a close
spot to leave your car. Always think before you park.

How to Set up PARENTAL CONTROLS

for PRIVACY Android Phone

The settings on an Android device allow you to set certain rules to help safeguard your child's privacy when they are using it. For example, you can turn off location services to keep their whereabouts private; prevent third-party apps and sites from viewing their information; and stop apps from accessing other functions of the phone (like the camera or microphone, for example). We've produced step-by-step guides on how to tighten up an Android phone's privacy settings.



How to manage location services

- 1 Open the Google Family Link app
- 2 Select your child's account
- 3 On the 'Settings' card, tap 'Manage'
- 4 Tap 'Location'
- 5 On the card with the correct device's name, tap 'Settings'
- 6 Tap 'Location Settings'
- 7 Turn 'Device location' to off
- 8 To reactivate location services in future, repeat these steps and turn 'Device location' back on

How to control access for third-party apps and sites

- 1 Sign in to your Google Families account
- 2 Under 'Members', select your child's name
- 3 Select 'Account info' and then 'More'
- 4 Select 'Third-party apps with account access'
- 5 Turn 'Allow third-party apps to access XX account' to off by toggling the switch

How to manage app permissions

- 1 Open the Google Family Link app
 - 2 Select your child's account
 - 3 On the 'Device' card, tap 'Settings'
 - 4 Tap 'App permissions' then choose a permission
 - 5 Below your child's device, switch the permission off
- Alternatively, you can manage permissions for individual apps. Repeat steps 1 and 2, then ...
- 3 On the 'Apps installed' card, tap 'More'
 - 4 On the 'Allowed' list, tap the app you want to change the permissions for
 - 5 Tap 'App permissions'
 - 6 Switch the permission off

How to Set up PARENTAL CONTROLS

for PRIVACY iPhone

The privacy settings on your child's Apple device give you control over the information stored on it. This allows you to select which apps can access features and information on your child's device: for example, you might wish to block a social networking app from connecting to the camera reel, or specify which apps can use the device's location data.

How to make changes to privacy settings

You can block certain apps from obtaining information from your child's device. You can also prevent your child (or anyone other than you) from altering these settings.

1 Open 'Settings'

2 Tap 'Screen Time'

3 Tap 'Content & Privacy Restrictions'

4 Scroll to 'Privacy'

5 Choose the settings you wish to restrict

6 After you've made any changes, select 'Use Screen Time Passcode' to lock your changes with a PIN

How to prevent changes to other settings/features

You can also stop changes being made to the iPhone's other settings or features by anyone but you. For example, you can prevent your child from altering their passcode, accounts or mobile data settings.

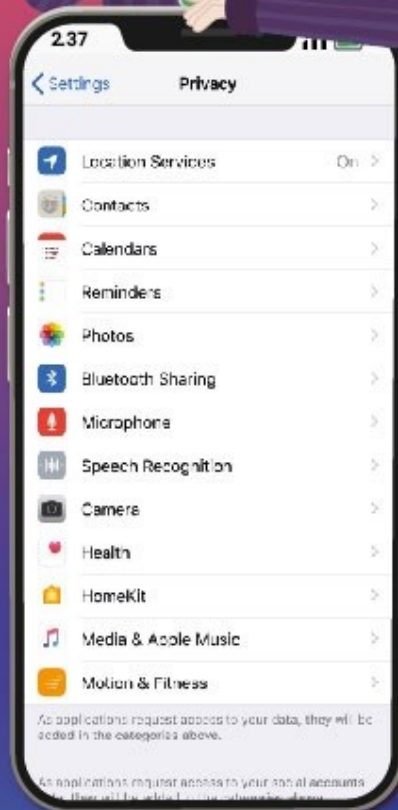
1 Open 'Settings'

2 Tap 'Screen Time'

3 Tap 'Content & Privacy Restrictions'

4 Scroll to 'Allow Changes'

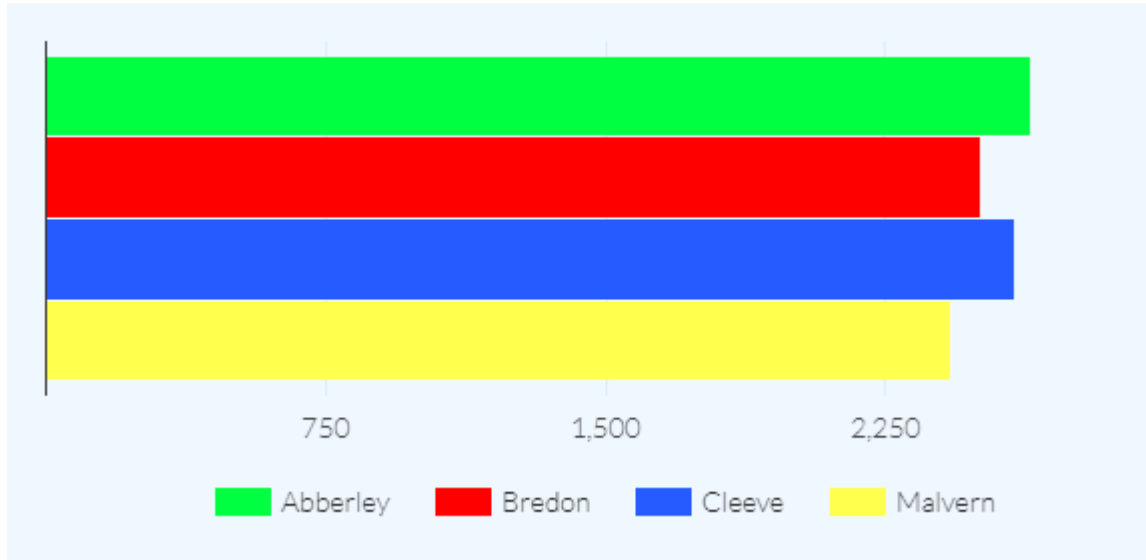
5 Select 'Allow' or 'Don't Allow' on the settings for which you wish to enable or disable changes





Epraise Update

Points This Week: By College





Looking ahead



Date	Event
2	Wednesday 21 July End of Term
0	Thursday 2 September Staff Development Day
2	Friday 3 September Staff Development Day
1	Monday 6 September First day of the Autumn Term
	Friday 22 October Staff Development Day
	Monday 25 to Friday 29 October Half Term
	Friday 17 December End of Term
2	Tuesday 4 January Staff Development Day
0	Wednesday 5 January First day of the Spring Term
2	Monday 21 to Friday 25 February Half Term
2	Friday 8 April End of Term
2	Monday 25 April Staff Development Day
	Tuesday 26 April First day of the Summer Term
	Monday 30 May to Friday 3 June Half Term
	Friday 22 July End of Term